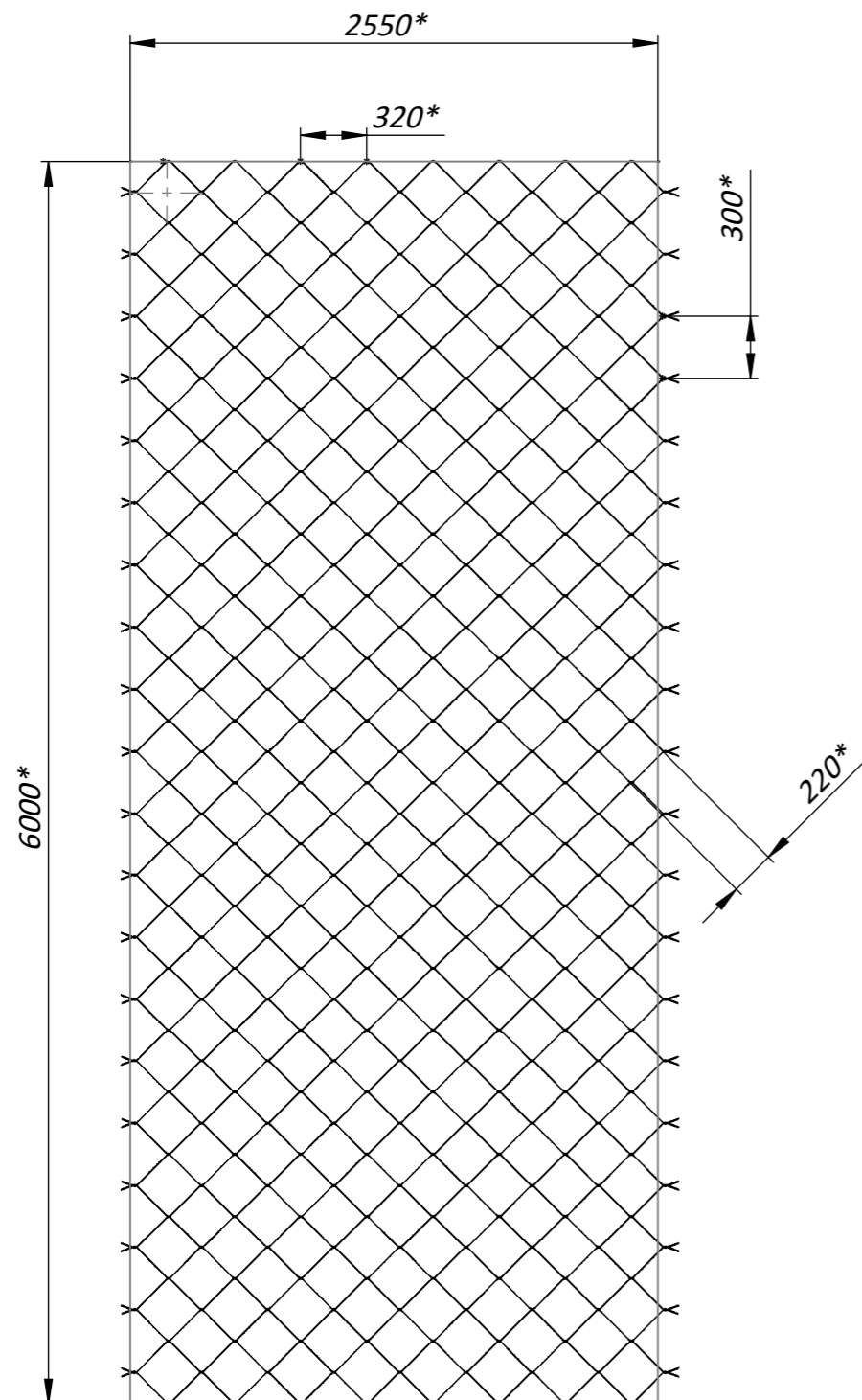
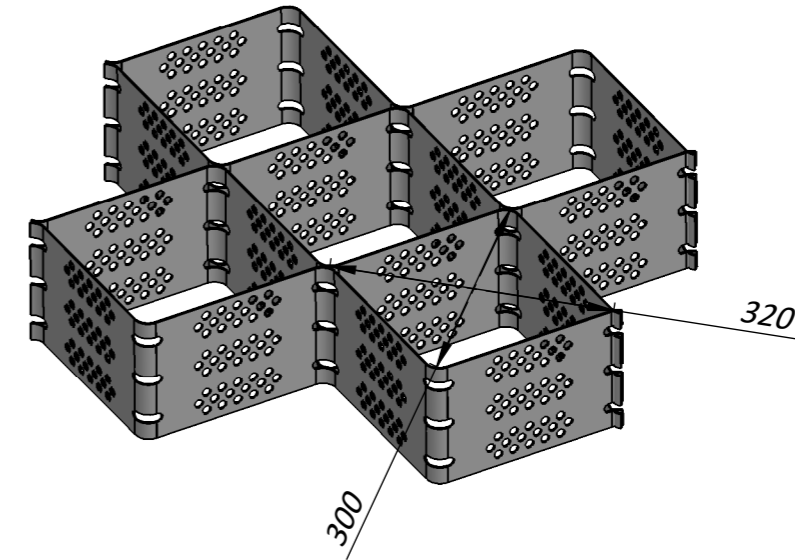


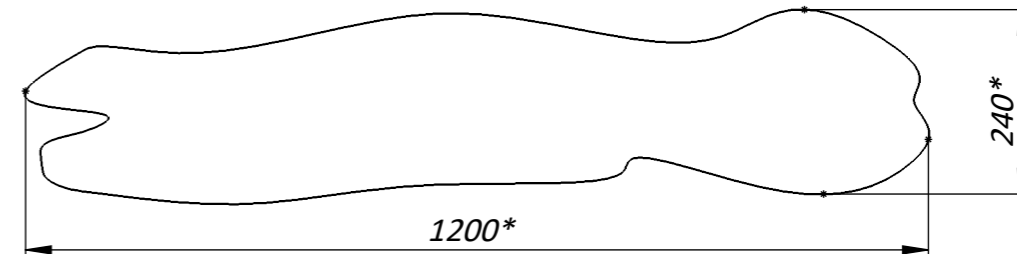
Top view of the mounted module



Isometric view of cells



Top view of the packaged module in the transport position



1. * - size for reference.
2. ** - size with tolerance ± 5 mm.
3. $\pm IT21/2$ ISO 286-2: 2010.
3. Diagonal cells can be developed in any form.
4. Estimated installation area of the deployed module is 15.3 m^2 .
5. Estimated area of cells 0.04798 m^2 .
6. Number of cells 293 pcs.
7. Strip thickness 1.5 ± 0.2 mm.
8. The deviation of the actual mass from the nominal can be up to 12%.

UNLESS OTHERWISE SPECIFIED: DIMENSIONS ARE IN MILLIMETERS SURFACE FINISH: TOLERANCES: LINEAR: ANGULAR:				FINISH:		DO NOT SCALE DRAWING		REVISION	
						TITLE: Plastic geolattice H150 mesh 220x220			
						ARTICLE: 8730		A3	
				MATERIAL: Plastic		SCALE: 1:50		SHEET 1 OF 1	
				WEIGHT: 25.2 kg					
DRAWN		NAME		SIGNATURE		DATE			
Lyy						10.05.23			
CHK'D		LMK							
APPV'D									
MFG									
Q.A									