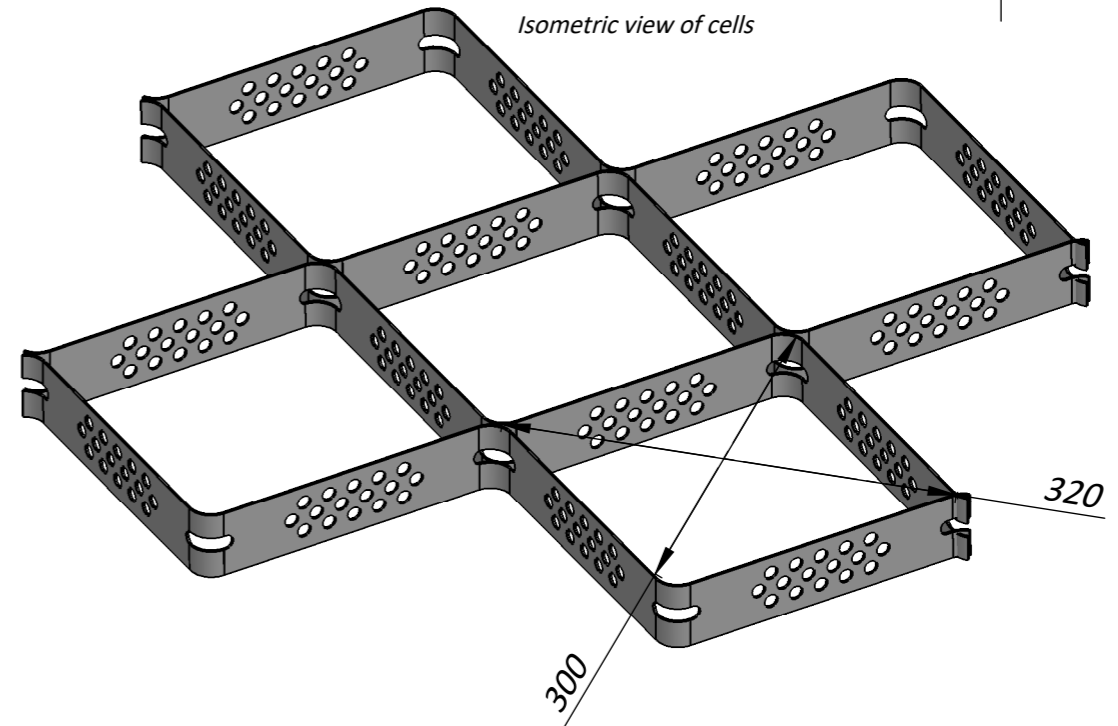




Top view of the mounted module



Top view of the packaged module in the transport position



1. * - size for reference.
2. ** - size with tolerance ± 5 mm.
3. $\pm IT21/2$ ISO 286-2: 2010.
4. Diagonal cells can be developed in any form.
5. Estimated installation area of the deployed module is 15.3 m^2 .
6. Estimated area of cells 0.04798 m^2 .
7. Number of cells 293 pcs.
8. Strip thickness 1.5 ± 0.2 mm.
9. The deviation of the actual mass from the nominal can be up to 12%.

UNLESS OTHERWISE SPECIFIED: DIMENSIONS ARE IN MILLIMETERS SURFACE FINISH: TOLERANCES: LINEAR: ANGULAR:				FINISH:		DO NOT SCALE DRAWING		REVISION	
						TITLE: Plastic geolattice H50 mesh 220x220			
DRAWN		NAME		SIGNATURE		DATE		ARTICLE: 8750	
CHK'D								A3	
APPV'D									
MFG									
Q.A						MATERIAL: Plastic			
						WEIGHT: 8.4 kg		SCALE: 1:50	
								SHEET 1 OF 1	